



Power Utilities

Wire & Cable Tool Catalog



Power Distribution ▪ Power Transmission



Innovating Tools Since 1936

We are a quality product design and manufacturing company founded and based in the U.S. for over 80 years. We are proud that most of our UtilityTool® brand products are not only designed and assembled in the U.S., but entirely manufactured at our Connecticut plant. **Look for our Made in the U.S.A. logo throughout this catalog.**

Our focus has always been to make the job of today's lineman, utility and electrical workers safer, faster and more efficient. Our tools reduce the risk of cuts and lacerations by eliminating the need for traditional knives. In addition, we design products that are *Glovable*® or easily used with utility gloves on. We believe that through precise cable preparation each splice or union is more reliable to reduce possible call backs and rework.

Ripley® Tool Brands Promote Job Safety, Efficiency & Reliability

Learn more about our other trusted Ripley® brands by visiting our website or requesting a copy of our other catalogs.

Cablematic®

Professional-grade tools for preparing coaxial, drop & messengered cables. *A broadband wire & cable tool catalog is available by request.*

Miller®

High-precision & durable fiber optic cable preparation tools. *A broadband wire & cable tool catalog is available by request.*

ODM®

Innovative, user-friendly & economical optical test & inspection equipment. *A fiber optic testing catalog is available by request.*

Customer Service & Technical Support

Our knowledgeable customer support team is available to answer product questions and provide unparalleled support.



Call Us:
(800) 528-8665



Email Us:
csr@ripley-tools.com
tech.support@ripley-tools.com



Download:
Find instruction guides online at www.ripley-tools.com




**CONNECT
WITH THE TOOLS
THAT LAST**

Table of Contents

Primary 5kV to 46kV+	4
Jacket & Insulation Removal Combo Tools.....	4
Jacket Removal.....	5
Semi-Con Removal.....	6
Insulation Removal.....	8
Chamfering Tools.....	10
Penciling Tools.....	10
Tree Wire / Spacer Cable.....	11
Secondary <2kV	12
Adjustable Cable Stripping Tools.....	12
Fixed Cable Stripping Tools.....	12

Other Tools & Accessories	15
Torquing Tools & Load Break Tools.....	15
Cable Cutters & Cable Strippers.....	16
Cable Tool Kits.....	17
Tool Storage & Accessories.....	18
Reference	19
Utility Cable Guide.....	19
Product Index.....	21
Part No. Index.....	22



Find the Best Fit for Your Job

For any of the cable size specific tools in this catalog, we provide reference charts with suggested size compatibility. Due to the many variances in today’s cable types and brands, our charts should only be used as a guide to determine the tool, bushing or accessory right for your application. To ensure the very best fit for your job, we offer technical support to review cable specifications or cable samples. Call or email us for more information.

Jacket & Insulation Removal Combo Tools





Infinity Series

US01 600V-35kV Adjustable Cable Mid-Span Stripper



- Adjusts from 0.5" to 2.5" (12.7 to 63.5 mm) cable diameters
- Efficiently & accurately strips jacket & insulation materials on 600V to 35 kV primary & secondary cable
- Equipped with detachable, ergonomic handles to accommodate tight spaces
- Optional blade depth gauge provides positive depth control while making blind cuts during mid-span applications
- Blade depth & angle are adjustable for versatility
- Patent-pending design aligns cable & maintains optimum blade position for precise cuts
- Applications include mid-span & end stripping of aerial tree wire & spacer cables
- Standard & EPR optimized blades easily accommodate various jacket & insulation materials

MODEL	PART #	CABLE O.D.	JACKET MATERIALS	INSULATION	BLADE PART #	LENGTH	WEIGHT
US01 Standard	US01-7000	0.5" - 2.5" (12.7 - 63.5 mm)	URD / PE / PVC / LC Shield / Copper Tape Shield / Flat Strap	XLPE / PE	US01-7501	12" (304.8 mm)	3 lb (1.36 kg)
US01 w/ Ball Handles	US01-7001						
US01 w/ Depth Gauge	US01-7002						
US01 (EPR Optimized)	US01-7005	0.5" - 2.5" (12.7 - 63.5 mm)	URD / PE / PVC / LC Shield / Copper Tape Shield / Flat Strap	EPR	US01-7505		
Blade Depth Gauge Kit	US01-7504	N/A	N/A	N/A	N/A	N/A	N/A



WS 64 Series

5-35 kV Adjustable Cable Jacket & Insulation Stripper



- Compact, universal tool for stripping the end or mid-span on cable outer jackets & insulation materials with diameters from 0.5" to 2.5" (12.7 mm to 63.5 mm)
- "Dual-position" jaw is versatile for removing outer jackets on primary power cables with all major insulation shields
- Suitable for secondary & primary cable insulations
- Blade design provides an easy & efficient stripping operation with minimal effort, as well as a spring-loaded trigger-action jaw for quick cable diameter adjustments
- Rugged, all metal construction & micro adjustable blade for a variety of jacket thicknesses
- U.S. Patent No. D437,765



OUTER JACKET O.D.	INSULATION / COVERING THICKNESS	STRIPPING ACCESS	MODEL	PART #	BLADE MODEL / PART #	LENGTH	WEIGHT
0.5" - 2.5" (12.7 - 63.5 mm)	175 mils (4.4 mm)	End	WS 64-U-E	37296	CB 50K 37284	8" (200 mm)	1.9 lb (860 g)
		Mid-Span	WS 64-U-M	37297	CB 236 37299		
		Mid-Span & End	WS 64-U-EM	37295	CB 50K / CB 236 37284 / 37299		
	Mid-Span	WS 64-U-M260	37174	CB 260 42395			
	345 mils (8.8 mm)						



WS 50 & WS 50A Series

5-46 kV Adjustable Jacket & Insulation Stripper



- Engineered for use on 1/0 AWG to 1000 kcmil URD cable without damaging the conductor
- Dual-handle design provides safe & easy stripping operation on all thicknesses of XLPE, plastic, polyethylene & EPR insulations
- Equipped with an adjustable strip stop bar for exact stripping lengths that is also removable to allow for unlimited stripping operations

MODEL	PART #	CABLE O.D.	BLADE TYPE	MODEL / PART #	LENGTH	WEIGHT
WS 50	30700	0.5" - 2.25" (12.7 - 57.15 mm)	Long Reach	CB 50 30703	14.5" (368 mm)	2.1 lb (953 g)
WS 50A	30713	0.5" - 2.25" (12.7 - 57.15 mm)	Standard Reach	CB 50A 30712		

Jacket & Insulation Removal Combo Tools



WS 70 Series

46-69 kV Adjustable Jacket & Insulation Stripper

- Versatile & rugged tool engineered to strip outer jackets & insulating materials on cable diameters from 1.9" to 3.65" (48 to 93 mm)
- Blade designed to increase control during the stripping operation
- Dual-handle design provides greater stripping leverage to reduce hand strain
- Blade features fine adjustment

MODEL	PART #	CABLE O.D.	BLADE MODEL / PART #	LENGTH	WEIGHT
WS 70	42040	1.9" - 3.65" (48 - 93 mm)	CB 265 42042	17.5" (444 mm)	3.3 lb (1.5 kg)



WS 57 & 57A Series

45-115 kV Adjustable Jacket, Insulation & Semi-Con End Stripper

- Engineered to strip the outer jacket & insulation from cable diameters from 2.0" to 4.25" (50.8 to 108 mm)
 - Features a quick-slide adjustment mechanism that easily accommodates various cable diameters
 - Adjustable blade depth & angle provides control over the width of the end strip
- WS 57A**
Equipped with standard jacket stripping blade
- WS 57A**
Equipped with an adjustable semi-con shaving blade system for additional functionality



MODEL	PART #	CABLE O.D.	INSULATION MATERIALS	JACKET STRIPPING BLADE MODEL / PART #	SEMI-CON SHAVING BLADE MODEL / PART #	LENGTH	WEIGHT
WS 57	34320	2.0" - 4.25" (50.8 - 108 mm)	XLPE / Polyethylene / EPR	CB 144 34327	N/A N/A	24" (610 mm)	7 lb (3.18 kg)
WS 57A	34735	2.0" - 4.25" (50.8 - 108 mm)	XLPE / Polyethylene / EPR	CB 144 34327	40X 21715		

Jacket Removal



WS 61 Series

Adjustable URD Cable Jacket Stripper

- Engineered for safely stripping encapsulated jackets on #2 AWG to 1,000 kcmil URD cables & is ideal for removing tough polyethylene encapsulated jackets
- Blade adjustment provides precise positioning & prevents damage to underlying concentric conductors

MODEL	PART #	CABLE O.D.	BLADE MODEL / PART #	LENGTH	WEIGHT
WS 61	34720	Up to 2.25" (57.15 mm)	CB 155K 34733	14.5" (368 mm)	2.1 lb (953 g)



WS 58 Series

Adjustable Cable End Stripper

- Equipped with a fast, slide-action adjustment mechanism to fit a wide range of cable outer diameters from 0.625 to 1.625 (15.88 to 41.28 mm) without damaging the conductor
- Convenient two-handle design provides greater leverage & stripping efficiency

MODEL	PART #	CABLE O.D.	BLADE MODEL / PART #	LENGTH	WEIGHT
WS 58	34360	0.625" - 1.625" (15.88 - 41.28 mm)	CB 100 34294	16.5" (419 mm)	2.1 lb (953 g)



WS-MSES Series

Tap & Riser Wire Mid-Span Stripper

- Efficient polyethylene covering removal tool for stripping the mid-span & ends on primary voltage tap & riser wires
- Removes a section of the cable jacket at the mid-span to easily clamp to lightning arrestors
- Unique spring-loaded locking bolt opens the tool body halves for quick positioning onto the cable
- Convenient pull ring located at the end of the locking bolt attaches to tool belts & pouches



CABLE SIZE	INSULATION THICKNESS	MODEL	PART #	BLADE MODEL / PART #	LENGTH	WEIGHT
#2	110 mil	WS-MSES #2 110 mil	37388	CB 223 37111	4.25" (108 mm)	15 oz (426 g)
	150 mil	WS-MSES #2 150 mil	37730	CB 256 37803		
#4 (Solid)	110 mil	WS-MSES #4 Solid 110 mil	38060	CB 223 37111		
#4	110 mil	WS-MSES #4 110 mil	37380			
	150 mil	WS-MSES #4 150 mil	37715	CB 256 37803		
#6 (Solid)	110 mil	WS-MSES #6 Solid 110 mil	37384	CB 223 37111		
#6	150 mil	WS-MSES #6 150 mil	37800	CB 256 37803		

Semi-Con Removal



US02 Series

Adjustable 5-35 kV Cable Semi-Con Scoring Tool




- Compact design accurately & efficiently removes semi-con within 1.18" (30 mm) of the cable jacket on mid-span & end stripping applications
- Precision blade depth adjusts in 0.004" (0.1 mm) increments
- Adjusts for 0.71" to 2.36" (18 mm to 60 mm) cable diameters with semi-con thicknesses up to 0.095" (2.4 mm)
- A revolving ergonomic handle & accessible adjustment knobs reduce effort & potential strain from repetitive shaving functions
- Stop position squares off edge to complete shaving operation without the need for an additional clamp
- Factory-set blade is easily replaced; tool case included

MODEL	PART #	CABLE O.D.	SEMI-CON THICKNESS	BLADE PART #	LENGTH	WEIGHT
US02	US02-7000	0.71" - 2.36" (18 - 60 mm)	Up to 0.095" (2.4 mm)	US02-7501	6" (152.4 mm)	1 lb 8.6 oz (698.5 g)

SCS Series

Adjustable 5-35 kV Cable Semi-Con Scoring Tool



- Compact & user-friendly scoring tool accommodates cable diameters from 0.31" to 2.0" (8 to 51 mm) with a 2" (51 mm) envelope for operating on larger cables
- Capable of performing longitudinal, spiral & calibrated square cuts with an easily replaceable blade
- Precise blade depth adjustment provides accurate semi-con scoring
- U.S. Patent No. D721,563

SCS

For general purpose semi-con scoring on most medium voltage cable constructions & equipped with a standard cable guide

SCS V2

Provides better control on highly bowed or curved cable & a narrowed cable guide is suitable for sheathed & jacketed 3 phase assemblies

CABLE O.D.	MODEL	PART #	SCALE	SCALE INCREMENTS	BLADE DEPTH	BLADE PART #	LENGTH	WEIGHT
0.31" - 2.0" (8 mm - 51 mm)	SCS	43630	Customary	0.002"	0" - 0.16"	43645	5" (127 mm)	9.6 oz (270 g)
		43625	Metric	0.05 mm	0 - 4 mm			
	SCS V2	43651	Customary	0.002"	0" - 0.16"			
		43650	Metric	0.05 mm	0 - 4 mm			

WS 76 Series

15-35 kV Cable Semi-Con Shaving Tool



- Precision tool ideal for shaving bonded semi-con on 15 to 35 kV polyethylene & XLPE insulated cables with diameters ranging from 0.71" to 2.36" (18 to 60 mm)



- No tools required for blade replacement
- Forward position accurately removes the semi-con within 0.984" (25 mm) of the jacket & the reverse feature removes the semi-con shield within 0.275" (7 mm)
- Thumbscrew provides an easy transition between spiral shaving & square-cut finish operations without the need for an additional stop device
- Precision ground blade is adjustable in 0.004" (0.1 mm) increments & finishes the cable end with a 20° chamfer cut
- U.S. Patent No. D708,035S

SEMI-CON DIAMETER	MODEL	PART #	BLADE PART #	LENGTH	WEIGHT
0.71" - 2.36" (18 - 60 mm)	WS 76 (Tool Only)	43580	43577	5.52" (140.3 mm)	1 lb (454 g)
	WS 76 w/ Case	43560	43577	N/A	N/A

WS 9 Series

Cable Semi-Con & Shield Shaving Tools



WS 9S & WS 9ST

Efficiently shaves bonded semi-con in a helical, spiral pattern on 5 to 35 kV cables with diameters from 0.50" to 2.50" (12.7 to 63.5 mm)



WS 9A & WS 9C

Shaves bonded semi-con shield & insulation material in a helical, spiral pattern on 5 to 35 kV cables with diameters from 0.55" to 2.25" (13.97 to 57.15 mm)

WS 9D & WS 9E

Shaves bonded semi-con in a helical, spiral pattern on transmission cables with 1.9" to 3.625" (48.3 to 92.1 mm) diameters

CABLE O.D.	SHAVE TYPE	MODEL	PART #	BLADE MODEL / PART #	LENGTH	WEIGHT
0.50" - 2.50" (12.7 - 63.5 mm)	Radius	WS 9S	38430	CB 40X 21715	8" (200 mm)	1.9 lb (860 g)
	Taper	WS 9S-T	38435	CB 98 28201		
0.55" - 2.25" (13.97 - 57.15 mm)	Radius	WS 9A	20700	CB 40X 21715	10" (254 mm)	2 lb (908 g)
	Taper 1/2" (6.4 mm)	WS 9C	28215	CB 98 28201		
1.90" - 3.625" (48.3 - 92.1 mm)	Radius	WS 9D	38035	CB 40X 21715	16.2" (411 mm)	2.74 lb (1.24 kg)
	Taper	WS 9E	28215-3	CB 98 28201		

Insulation Removal



WS 5 Series

600V-35kV Cable End Stripper

- Precision tool designed to strip XLPE, polyethylene & EPR insulations up to 400 mils thick from primary URD cables with diameters of 0.26" to 1.265" (6.6 to 32.12 mm)
- Provides insulation only or simultaneous insulation & semi-con stripping operation
- Interchangeable bushings accommodate various insulation & semi-con diameters while guarded cutting blades prevent injury
- Compatible with the with the SW 2 Series Ratchet Wrench for greater leverage & stop bar measurements are available in customary or metric units



WS 5A

Equipped with adjustable strip stop mechanism & adjustment window with strip stop scale; also eliminates the need for a hex wrench

WS 5B

Provides extended stripping lengths

WS 5 DA

Equipped with drill adapter stop bar

WS 5A DA

Equipped with 3/8" drill adapter, adjustable strip stop mechanism & adjustment window with strip stop scale; eliminates the need for a hex wrench

CABLE O.D.	STRIP LENGTH	MANUAL DRIVE	WRENCH	DRILL	MODEL	PART #	LENGTH	WEIGHT	BLADE MODEL / PART #
0.26" - 1.265" (6.6 - 32.13 mm)	0.75" - 3.75" (19.05 - 95.2 mm)	•	•		WS 5	10327	6" (152 mm)	1 lb (454 g)	CB 7-2 10324
		•	•	•	WS 5 DA	10336	7" (178 mm)	1 lb (454 g)	
	0.75" - 5.75" (19.05 - 146.05 mm)	•	•		WS 5B	37710	10" (254 mm)	1.7 lb (770 g)	
		•	•		WS 5A	37415	8" (203 mm)	1 lb (454 g)	
0.625" - 2.5" (15.875 - 63.5 mm)		•	•		WS 5A DA	38750	8" (203 mm)	1.2 lb (544 g)	
		•	•	•					

WS 5 Series Bushing Guide

O.D. OVER INSULATION / SEMI-CON	PART #
0.260" - 0.285" (6.60 - 7.24 mm)	10310-300
0.286" - 0.310" (7.26 - 7.87 mm)	10310-325
0.311" - 0.335" (7.90 - 8.51 mm)	10310-350
0.336" - 0.360" (8.53 - 9.14 mm)	10310-375
0.361" - 0.385" (9.17 - 9.78 mm)	10310-400
0.386" - 0.410" (9.80 - 10.41 mm)	10310-425
0.411" - 0.435" (10.44 - 11.05 mm)	10310-450
0.436" - 0.460" (11.07 - 11.68 mm)	10310-475
0.461" - 0.485" (11.71 - 12.32 mm)	10310-500
0.486" - 0.510" (12.34 - 12.95 mm)	10310-525
0.511" - 0.535" (12.98 - 13.59 mm)	10310-550
0.536" - 0.560" (13.61 - 14.22 mm)	10310-575
0.561" - 0.585" (14.25 - 14.86 mm)	10310-600
0.586" - 0.610" (14.88 - 15.49 mm)	10310-625

O.D. OVER INSULATION / SEMI-CON	PART #
0.611" - 0.635" (15.52 - 16.13 mm)	10310-650
0.636" - 0.660" (16.15 - 16.76 mm)	10310-675
0.661" - 0.685" (16.79 - 17.40 mm)	10310-700
0.686" - 0.710" (17.42 - 18.03 mm)	10310-725
0.711" - 0.735" (18.06 - 18.67 mm)	10310-750
0.736" - 0.760" (18.69 - 19.30 mm)	10310-775
0.761" - 0.785" (19.33 - 19.94 mm)	10310-800
0.786" - 0.810" (19.96 - 20.57 mm)	10310-825
0.811" - 0.835" (20.60 - 21.21 mm)	10310-850
0.836" - 0.860" (21.23 - 21.84 mm)	10310-875
0.861" - 0.885" (21.87 - 22.48 mm)	10310-900
0.886" - 0.910" (22.50 - 23.11 mm)	10310-925
0.911" - 0.935" (23.14 - 23.75 mm)	10310-950
0.936" - 0.960" (23.77 - 24.38 mm)	10310-975

O.D. OVER INSULATION / SEMI-CON	PART #
0.961" - 0.985" (24.41 - 25.02 mm)	10310-1000
0.986" - 1.010" (25.04 - 25.65 mm)	10310-1025
1.011" - 1.035" (25.67 - 26.29 mm)	10310-1050
1.036" - 1.060" (26.31 - 26.92 mm)	10310-1075
1.061" - 1.085" (26.95 - 27.56 mm)	10310-1100
1.086" - 1.110" (27.58 - 28.19 mm)	10310-1125
1.111" - 1.135" (28.22 - 28.83 mm)	10310-1150
1.136" - 1.160" (28.85 - 29.46 mm)	10310-1175
1.161" - 1.185" (29.49 - 30.10 mm)	10310-1200
1.186" - 1.210" (30.12 - 30.73 mm)	10310-1225
1.211" - 1.235" (30.76 - 31.37 mm)	10310-1250
1.236" - 1.260" (31.39 - 32.00 mm)	10310-1275

Insulation Removal



WS 6 Series

15-46kV Cable End Stripper



WS 6DA w/ WA 3

- Rugged, all metal tool designed to precisely strip XLPE, polyethylene & EPR insulation on 0.9" to 2.03" (22.86 to 51.56 mm) cable diameters without conductor damage
- Interchangeable bushings accommodate various insulation & semi-con diameters while guarded cutting blades prevent injury
- U.S. Patent No. 3,361,105; Japan Patent No. 1,131,678; Canada Patent No. 827,962

WA 1 Adapter

Provides compatibility with SW 2 Ratchet Wrench

WA 3 Adapter

Provides strip lengths up to 5.75" (146.1 mm) & use with SW 2 Ratchet Wrench

Adjustable Stop Bars

Included with WA 1 & WA 3, provides accurate preset stripping lengths

CABLE O.D.	STRIP LENGTH	MANUAL DRIVE	WRENCH	DRILL	MODEL	PART #	LENGTH	WEIGHT	BLADE MODEL / PART #
0.9" - 2.03" (22.86 - 51.56 mm)	0.5" - 2.125" (12.7 - 54.1 mm)	•			WS 6	12900	6.5" (156 mm)	1.4 lb (680 g)	CB 8-2 12903
		•		•	WS 6DA	12950	7.5" (190.5 mm)	1.5 lb (680 g)	
		•	•		WS 6 w/ WA 1	12917	6.5" (156 mm)	1.9 lb (861.8 g)	
	•	•	•	WS 6DA w/ WA 1	12951	7.5" (190.5 mm)	2 lb (907.2 g)		
	•	•		WS 6 w/ WA 3	12918	10" (254 mm)	2 lb (907.2 g)		
	•	•	•	WS 6DA w/ WA 3	12952	11" (279.4 mm)	2.1 lb (952.5 g)		

WS 6 Series Bushing Guide

O.D. OVER INSULATION / SEMI-CON	PART #
0.961" - 0.985" (24.41 - 25.02 mm)	12905-1000
0.986" - 1.010" (25.04 - 25.65 mm)	12905-1025
1.011" - 1.035" (25.67 - 26.29 mm)	12905-1050
1.036" - 1.060" (26.31 - 26.92 mm)	12905-1075
1.061" - 1.085" (26.95 - 27.56 mm)	12905-1100
1.086" - 1.110" (27.58 - 28.19 mm)	12905-1125
1.111" - 1.135" (28.22 - 28.83 mm)	12905-1150
1.136" - 1.160" (28.85 - 29.46 mm)	12905-1175
1.161" - 1.185" (29.49 - 30.10 mm)	12905-1200
1.186" - 1.210" (30.12 - 30.73 mm)	12905-1225
1.211" - 1.235" (30.76 - 31.37 mm)	12905-1250
1.236" - 1.260" (31.39 - 32.00 mm)	12905-1275
1.261" - 1.285" (32.03 - 32.64 mm)	12905-1300
1.286" - 1.310" (32.66 - 33.27 mm)	12905-1325
1.311" - 1.335" (33.30 - 33.91 mm)	12905-1350

O.D. OVER INSULATION / SEMI-CON	PART #
1.336" - 1.360" (33.93 - 34.54 mm)	12905-1375
1.361" - 1.385" (34.57 - 35.18 mm)	12905-1400
1.386" - 1.410" (35.20 - 35.81 mm)	12905-1425
1.411" - 1.435" (35.84 - 36.45 mm)	12905-1450
1.436" - 1.460" (36.47 - 37.08 mm)	12905-1475
1.461" - 1.485" (37.11 - 37.72 mm)	12905-1500
1.486" - 1.510" (37.74 - 38.35 mm)	12905-1525
1.511" - 1.535" (38.38 - 38.99 mm)	12905-1550
1.536" - 1.560" (39.01 - 39.62 mm)	12905-1575
1.561" - 1.585" (39.65 - 40.26 mm)	12905-1600
1.586" - 1.610" (40.28 - 40.89 mm)	12905-1625
1.611" - 1.635" (40.92 - 41.53 mm)	12905-1650
1.636" - 1.660" (41.55 - 42.16 mm)	12905-1675
1.661" - 1.685" (42.19 - 42.80 mm)	12905-1700
1.686" - 1.710" (42.82 - 43.43 mm)	12905-1725

O.D. OVER INSULATION / SEMI-CON	PART #
1.711" - 1.735" (43.46 - 44.07 mm)	12905-1750
1.736" - 1.760" (44.09 - 44.70 mm)	12905-1775
1.761" - 1.785" (44.73 - 45.35 mm)	12905-1800
1.786" - 1.810" (45.36 - 45.97 mm)	12905-1825
1.811" - 1.835" (46.00 - 46.61 mm)	12905-1850
1.836" - 1.860" (46.63 - 47.24 mm)	12905-1875
1.861" - 1.885" (47.27 - 47.88 mm)	12905-1900
1.886" - 1.910" (47.90 - 48.51 mm)	12905-1925
1.911" - 1.935" (48.54 - 49.15 mm)	12905-1950
1.936" - 1.960" (49.17 - 49.78 mm)	12905-1975
1.961" - 1.985" (49.81 - 50.42 mm)	12905-2000
1.986" - 2.010" (50.44 - 51.05 mm)	12905-2025
2.011" - 2.035" (51.08 - 51.69 mm)	12905-2050

Chamfering Tools

SCC Series

Adjustable Cable Semi-Con Chamfering Tools

- Precision chamfering tool designed for 25 to 80 mils (0.635 to 2.032 mm) thick semi-con on cable diameters from 0.76" to 2" (19.3 to 50.8 mm)
- Easily adjusts to fit cable diameters
- Equipped with safe, recessed blades to prevent injury & blade damage



MODEL	PART #	CABLE O.D. OVER INSULATION	BLADE MODEL / PART #	TOOL DIAMETER	WEIGHT
SCC 1	28224-1	0.76" - 1.39" (19.30 - 35.31 mm)	CB 140 28230	3.0" (76.2 mm)	4 oz (113 g)
SCC 2	28224-2	1.4" - 2.0" (35.56 - 50.80 mm)	CB 140 28230	3.5" (88.9 mm)	5.5 oz (156 g)

IC Series

15-35 kV URD Cable Insulation Chamfering Tools

- Suited for XLPE insulations, the chamfering tool creates a 45° bevel about 0.125" (3.17 mm) in length on cable diameters from 0.65" to 1.875" (16.51 to 47.63 mm)
- Easily adjusts to fit cable diameters
- Equipped with safe, recessed blades to prevent injury & blade damage



MODEL	PART #	CABLE O.D. OVER INSULATION	CHAMFER LENGTH	BLADE MODEL / PART #	TOOL DIAMETER	WEIGHT
IC 1	34760	0.65" - 1.26" (16.51 - 32.0 mm)	0.125" (3.17 mm)	CB 163 34766	3.50" (88.9 mm)	10 oz (284 g)
IC 2	34825	1.25" - 1.875" (31.75 - 47.63 mm)	0.125" (3.17 mm)	CB 163 34766	4.188" (106.4 mm)	12.5 oz (355 g)

Penciling Tools

WS 49 Series

5 kV Airport Lighting Cable Stripper & Penciling Tool

- Combo stripping & penciling tool for 5 kV L-824 Type C airport lighting cable with #4 & #8 AWG diameters
- Guarded blade provides safety & prevents injury
- Bushings compensate for cable diameters of 0.395", 0.42", 0.445" & 0.49"
- Provides a strip length of 0.75" (19.05 mm) & pencil length of 0.5" (12.7 mm)



MODEL	PART #	CABLE SIZES	BLADE MODEL / PART #		LENGTH	WEIGHT
			PENCILING	STRIPPING		
WS 49	27700	#8 AWG	CB 84	27702	3.5" (89 mm)	10 oz (284 g)
WS 49H	27712	#4 AWG #8 AWG	CB 94H	27714		



WS 7 & WS 8 Series

5-35 kV URD Cable Insulation Penciling Tools

- Designed to quickly taper 5 to 35 kV URD cables in fixed sizes ranging from #8 AWG to 1,000 kcmil (10 mm² to 500 mm²) without damaging the conductor
- Suited for XLPE, polyethylene & some EPR insulations
- Compatible with the SW 2 Series ratchet wrench for extra turning leverage



MODEL	PART #	CABLE SIZE SELECTION	INSULATION THICKNESS	TAPER LENGTH	BLADE MODEL / PART #	LENGTH	WEIGHT
WS 7A	16610-XXX	#8 AWG - 350 kcmil	0.725" - 1.21" (18.4 - 30.7 mm)	1.5" (38 mm)	CB 5B 10919	5" (127 mm)	1 lb (454 g)
WS 7	10900-XXX	#8 AWG - 350 kcmil	0.725" - 1.21" (18.4 - 30.7 mm)	2.5" (63.5 mm)	CB 284 10921		
WS 8A	16620-XXX	300 kcmil - 1000 kcmil	1.2" - 1.9" (30.5 - 48.3 mm)	1.5" (38 mm)	CB 5B 10919		
WS 8	11100-XXX	300 kcmil - 1000 kcmil	1.2" - 1.9" (30.5 - 48.3 mm)	2.5" (63.5 mm)	CB 284 10921		

Tree Wire / Spacer Cable

WS 1 & WS 2 Series

Non-Adjustable Tree Wire & Spacer Cable Mid-Span Strippers

- Non-adjustable tools feature a fixed cable diameter for stripping to any length at any point along the cable end or mid-span
- Tools operate in one continuous stripping motion
- Designed for gloved hand or hot stick operation on all tree wire & spacer cables
- Models are double-ended with one hook & one ring, two plastic handles or two 3/4" (19 mm) rings

WS 1
Fixed cable diameter selections from 0.32" to 0.79" (8.13 to 20.07 mm)

WS 2
Fixed cable diameter selections from 0.75" to 1.25" (19.05 to 31.75 mm)



MODEL	PART #	HANDLE	VOLTAGE	CABLE O.D. SELECTION	INSULATION THICKNESS	BLADE MODEL(S) / PART #	LENGTH	WEIGHT
WS 1	17200-XXX	Hook / Ring	5 - 15 kV	0.32" - 0.79" (8.13 - 20.07 mm)	45 - 125 mil	CB2 10114	11" (279 mm)	2.5 lb (1.13 kg)
WSP 1	17500-XXX	Plastic			125 - 200 mil	CB1 10113		
WSR 1	17300-XXX	3/4" (19 mm) Rings						
WS 2	18100-XXX	Hook / Ring	5 - 35 kV	0.75" - 1.25" (19.05 - 31.75 mm)	45 - 125 mil	CB2 10114	11" (279 mm)	2.5 lb (1.13 kg)
WSP 2	18500-XXX	Plastic			125 - 200 mil	CB1 10113		
WSR 2	18200-XXX	3/4" (19 mm) Rings						
WSK 2*	19700-XXX	Hook / Ring	5 - 35 kV	0.32" - 0.79" (8.13 - 20.07 mm)	> 200 mil*	CB 8-2A 19702		
WSPK 2*	20000-XXX	Plastic				CB 19 10112		
WSRK 2*	19800-XXX	3/4" (19 mm) Rings						

WS 10 Series

Non-Adjustable Tree Wire & Spacer Cable Mid-Span Stripper

- Non-adjustable tool features a fixed cable diameter with a selection from 1.05" to 1.8" (26.67 to 45.72 mm) for stripping to any length at any point along the cable end or mid-span
- Designed for gloved hand & hot stick operation on all tree wire & spacer cables
- Models are double-ended with two plastic handles or two 3/4" (19 mm) rings



MODEL	PART #	HANDLE	VOLTAGE	CABLE O.D. SELECTION	INSULATION THICK.	BLADE MODEL(S) / PART #	LENGTH	WEIGHT
WSP 10	11300-XXX	Plastic	15 - 35 kV	1.05" - 1.80" (26.67 - 45.72 mm)	< 200 mil	CB4 11313	15" (381 mm)	4 lb (1.81 kg)
WSR 10	11335-XXX	3/4" (19 mm) Rings			> 200 mil	CB 8-2B 19704	15" (381 mm)	
WSPK 10*	11330-XXX	Plastic		CB 162 34782	12" (305 mm)			
WSRK 10*	11345-XXX	3/4" (19 mm) Rings						

*Models require two cutting blades

WS 55 Series

Adjustable Tree Wire & Spacer Cable Mid-Span Stripper

- Versatile tool with a fast slide-action adjustment to easily accommodate cable sizes from 0.6" to 1.625" (15.24 to 41.25 mm) & insulation thicknesses up to 300 mil
- Operates on all 5 to 25 kV tree wire & spacer cables, as well as applications including aerial cable mid-span & end stripping
- Easy grip plastic handles are designed for gloved hand operation only

MODEL	PART #	CABLE O.D.	BLADE MODEL / PART #		LENGTH	WEIGHT
			CUTTING	RINGING		
WS 55	34260	0.6" - 1.625" (15.24 - 41.25 mm)	CB 100 34294	CB 19 10112	16.5" (419 mm)	2.6 lb (1.18 kg)



RMS® Series

Tree Wire & Spacer Cable Mid-Span Stripper

- Designed for the one person operation of stripping 10 to 35 kV cables from a bucket truck
- Strips any phase without removing the conductor from the spacers & each bushing is equipped with a go/no-go style gauge to ensure the proper bushing is used
- Includes a tool stop clamp & convenient carrying case with storage for additional bushings & cable gauges
- Tool head is comprised of Delrin® material

MODEL	PART #	CABLE O.D.	DIMENSIONS	WEIGHT
RMS	38210-048	0.6" - 1.75" (15.24 - 44.45 mm)	60" x 6" x 7" (1524 x 152.4 x 177.8 mm)	11 lb (5 kg)

Adjustable Cable Stripping Tools



WS 71 & 72 Series

Adjustable 600V Secondary Cable Strippers



- Lightweight stripping tool strips 0.5" to 1.3" (12.7 to 33 mm) diameter 600 volt secondary cable ends or mid-spans
- Bright yellow-colored & impact-resistant polymer construction provides durability & easy visibility
- Equipped with indexing blade positions for stripping a range of insulation thicknesses with a quick-release adjustment for simplified cable diameter sizing
- Interchangeable WS 71 & WS 72 blades for mid-span & end stripping

MODEL	PART #	STRIPPING ACCESS	CABLE O.D.	INSULATION THICKNESSES	BLADE MODEL / PART #	DIMENSIONS	WEIGHT
WS 71	42120	End	0.5" - 1.3" (12.7 - 33 mm)	45 / 60 / 80 / 95 / 110 mils	CB 7 10302	5" x 4" x 2.5" (127 x 102 x 64 mm)	9.3 oz (263 g)
WS 72	42130	Mid-Span	0.5" - 1.3" (12.7 - 33 mm)	45 / 60 / 80 / 95 / 110 mils	CB 272 42137		

Fixed Cable Stripping Tools

2x2 Plus Series



2-Bushing 600V Cable End Stripper

- Double-sided design accommodates two bushings that easily change out with a hex wrench
- Efficiently & precisely strip 600V secondary cable without damaging the conductor, even in cold climates
- Compatible square or chamfer cut bushings for stripping 45 mil to 95 mil secondary insulations with concentric, compressed or compacted conductors #6 AWG to 750 kcmil
- Guarded bushing cutting blades prevent injury



MODEL	PART #	MAX. BUSHING CAPACITY	COMPATIBLE BUSHINGS	LENGTH W/ BUSHINGS	WEIGHT
2x2 Plus (Body Only)	36101H	2	Refer to Chart On Next Page	5.75" (146 mm)	8 oz (227 g)

NOTE: The 2x2 Plus is available with or without bushings. Select square or chamfer cut bushings from the charts on the next page. Please specify two bushings when ordering the 2x2 Plus.

4x4 Plus Series



4-Bushing 600V Cable End Stripper

- Four-sided design accommodates four bushings that easily change out with a hex wrench
- Efficiently & precisely strip 600V secondary cable without damaging the conductor, even in cold climates
- Guarded bushing cutting blades prevent injury
- Compatible square or chamfer cut bushings for stripping 45 mil to 95 mil secondary insulations with concentric, compressed or compacted conductors #6 AWG to 750 kcmil



MODEL	PART #	MAX. BUSHING CAPACITY	COMPATIBLE BUSHINGS	DIMENSIONS W/ BUSHINGS	WEIGHT
4x4 Plus® (Body Only)	36001H	4	Refer to Chart On Next Page	4.5" x 5" (114 x 127 mm)	14 oz (397 g)

NOTE: The 4x4 Plus® is available with or without bushings. Select square or chamfer cut bushings from the charts on the next page. Please specify four bushings when ordering the 4x4 Plus®.

WS 68 SNAP Series



Power-Driven End Strippers



- Increases safety by eliminating the use of traditional knives, reducing the risk of cuts or repetitive motion injuries
- Compatible with #6 AWG to 750 MCM & features adjustable strip lengths from 0.625" to 5.0" (15.875 to 127 mm)
- Easily attaches to power drill for safe & efficient operation
- Patent-pending quick connect collar design makes changing bushings faster & more efficient even with work gloves on

MODEL	POWER DRIVER ATTACHMENT				PART #	BUSHING COMPATIBILITY	STRIP LENGTHS	LENGTH	WEIGHT
	1/4" HEX	3/8" DRILL	3/8" SQUARE	1/2" SQUARE					
WS 68 SNAP	40100	#6 AWG to 750 kcmil*	0.625" - 2.5" (15.875 - 63.5 mm)	6.5" (165.1 mm)	12.6 oz (357.2 g)
	40100-1				
	40100-2				
	40100-3				
	40100-4				
WS 68 SNAP XL	40115	#6 AWG to 750 kcmil*	0.625" - 5.0" (15.875 - 127 mm)	9.0" (228.6 mm)	14.2 oz (401.9 g)
	40115-1				
	40115-2				
	40115-3				
	40115-4				

*Bushings are sold separately. Refer to the chart on the next page.

Fixed Cable Stripping Tools

2x2 Plus Series & 4x4® Series Square-Cut Bushing Selection Chart

CONDUCTOR SIZE	45 MIL INSULATION THICKNESS			60 MIL INSULATION THICKNESS			80 MIL INSULATION THICKNESS			95 MIL INSULATION THICKNESS			
	MAX OUTER DIAMETER	BUSHING PART #		MAX OUTER DIAMETER	BUSHING PART #		MAX OUTER DIAMETER	BUSHING PART #		MAX OUTER DIAMETER	BUSHING PART #		
Concentric Strand	6 AWG	0.290"	7.37 mm	10-30030	0.315"	8.00 mm	10-32540	-	-	-	0.390"	9.91 mm	10-40075
	4 AWG	0.340"	8.64 mm	10-35030	0.365"	9.27 mm	10-37540	-	-	-	-	-	-
	2 AWG	0.390"	9.91 mm	10-40030	0.440"	11.18 mm	10-45040	0.465"	11.81 mm	10-47560	-	-	-
	1 AWG	-	-	-	0.465"	11.81 mm	10-47540	0.515"	13.08 mm	10-52560	-	-	-
	1/0 AWG	-	-	-	0.515"	13.08 mm	10-52540	0.565"	14.35 mm	10-57560	0.590"	14.99 mm	10-60075
	2/0 AWG	-	-	-	0.565"	14.35 mm	10-57540	0.590"	14.99 mm	10-60060	0.640"	16.26 mm	10-65075
	3/0 AWG	-	-	-	0.615"	15.62 mm	10-62540	0.665"	16.89 mm	10-67560	0.690"	17.53 mm	10-70075
	4/0 AWG	-	-	-	0.665"	16.89 mm	10-67540	0.715"	18.16 mm	10-72560	0.740"	18.80 mm	10-75075
	250 kcmil	-	-	-	-	-	-	0.765"	19.43 mm	11-77560	0.790"	20.07 mm	11-80075
	350 kcmil	-	-	-	-	-	-	0.865"	21.97 mm	11-87560	0.890"	22.61 mm	11-90075
500 kcmil	-	-	-	-	-	-	0.990"	25.15 mm	11-100060	1.040"	26.42 mm	11-105075	
Compressed Strand	6 AWG	0.290"	7.37 mm	10-30030	0.315"	8.00 mm	10-32540	-	-	-	0.390"	9.91 mm	10-40075
	4 AWG	0.340"	8.64 mm	10-35030	0.365"	9.27 mm	10-37540	-	-	-	-	-	-
	2 AWG	0.390"	9.91 mm	10-40030	0.415"	10.54 mm	10-42540	0.465"	11.81 mm	10-47560	-	-	-
	1 AWG	-	-	-	0.465"	11.81 mm	10-47540	0.515"	13.08 mm	10-52560	-	-	-
	1/0 AWG	-	-	-	0.490"	12.45 mm	10-50040	0.540"	13.72 mm	10-55060	0.590"	14.99 mm	10-60075
	2/0 AWG	-	-	-	0.540"	13.72 mm	10-55040	0.590"	14.99 mm	10-60060	0.615"	15.26 mm	10-62575
	3/0 AWG	-	-	-	0.590"	14.99 mm	10-60040	0.640"	16.26 mm	10-65060	0.665"	16.89 mm	10-67575
	4/0 AWG	-	-	-	0.665"	16.89 mm	10-67540	0.690"	17.53 mm	10-70060	0.740"	18.80 mm	10-75075
	250 kcmil	-	-	-	-	-	-	0.740"	18.80 mm	11-75060	0.765"	19.43 mm	11-77575
	350 kcmil	-	-	-	-	-	-	0.840"	21.34 mm	11-85060	0.890"	22.61 mm	11-90075
500 kcmil	-	-	-	-	-	-	0.965"	24.51 mm	11-97560	1.015"	25.78 mm	11-102575	
Compacted Strand	6 AWG	0.290"	7.37 mm	10-30030	0.315"	8.00 mm	10-32540	-	-	-	0.390"	9.91 mm	10-40075
	4 AWG	0.340"	8.64 mm	10-35030	0.365"	9.27 mm	10-37540	-	-	-	-	-	-
	2 AWG	0.390"	9.91 mm	10-40030	0.415"	10.54 mm	10-42540	0.465"	11.81 mm	10-47560	-	-	-
	1 AWG	-	-	-	0.440"	11.18 mm	10-45040	0.490"	12.35 mm	10-50060	-	-	-
	1/0 AWG	-	-	-	0.465"	11.81 mm	10-47540	0.515"	13.08 mm	10-52560	0.565"	14.35 mm	10-57575
	2/0 AWG	-	-	-	0.515"	13.08 mm	10-52540	0.565"	14.35 mm	10-57560	0.590"	14.99 mm	10-60075
	3/0 AWG	-	-	-	0.565"	14.35 mm	10-57540	0.615"	15.62 mm	10-62560	0.640"	16.26 mm	10-65075
	4/0 AWG	-	-	-	0.615"	15.62 mm	10-62540	0.665"	16.89 mm	10-67560	0.690"	17.53 mm	10-70075
	250 kcmil	-	-	-	-	-	-	0.715"	18.16 mm	10-72560	0.740"	18.80 mm	10-75075
	350 kcmil	-	-	-	-	-	-	0.790"	20.07 mm	11-80060	0.840"	21.34 mm	11-85075
500 kcmil	-	-	-	-	-	-	0.915"	23.24 mm	11-92560	0.965"	24.15 mm	11-97575	

2x2 Plus Series & 4x4® Series Chamfer-Cut Bushing Selection Chart

CONDUCTOR SIZE	45 MIL INSULATION THICKNESS			60 MIL INSULATION THICKNESS			80 MIL INSULATION THICKNESS			95 MIL INSULATION THICKNESS			
	MAX OUTER DIAMETER	BUSHING PART #		MAX OUTER DIAMETER	BUSHING PART #		MAX OUTER DIAMETER	BUSHING PART #		MAX OUTER DIAMETER	BUSHING PART #		
Concentric Strand	6 AWG	0.290"	7.37 mm	12-30030	0.315"	8.00 mm	12-32540	-	-	-	0.390"	9.91 mm	12-40075
	4 AWG	0.340"	8.64 mm	12-35030	0.365"	9.27 mm	12-37540	-	-	-	-	-	-
	2 AWG	0.390"	9.91 mm	12-40030	0.440"	11.18 mm	12-45040	0.465"	11.81 mm	12-47560	-	-	-
	1 AWG	-	-	-	0.465"	11.81 mm	12-47540	0.515"	13.08 mm	12-52560	-	-	-
	1/0 AWG	-	-	-	0.515"	13.08 mm	12-52540	0.565"	14.35 mm	12-57560	0.590"	14.99 mm	12-60075
	2/0 AWG	-	-	-	0.565"	14.35 mm	12-57540	0.590"	14.99 mm	12-60060	0.640"	16.26 mm	12-65075
	3/0 AWG	-	-	-	0.615"	15.62 mm	12-62540	0.665"	16.89 mm	12-67560	0.690"	17.53 mm	12-70075
	4/0 AWG	-	-	-	0.665"	16.89 mm	12-67540	0.715"	18.16 mm	12-72560	0.740"	18.80 mm	12-75075
	250 kcmil	-	-	-	-	-	-	0.765"	19.43 mm	13-77560	0.790"	20.07 mm	13-80075
	350 kcmil	-	-	-	-	-	-	0.865"	21.97 mm	13-87560	0.890"	22.61 mm	13-90075
500 kcmil	-	-	-	-	-	-	0.990"	25.15 mm	13-100060	1.040"	26.42 mm	13-105075	
Compressed Strand	6 AWG	0.290"	7.37 mm	12-30030	0.315"	8.00 mm	12-32540	-	-	-	0.390"	9.91 mm	12-40075
	4 AWG	0.340"	8.64 mm	12-35030	0.365"	9.27 mm	12-37540	-	-	-	-	-	-
	2 AWG	0.390"	9.91 mm	12-40030	0.415"	10.54 mm	12-42540	0.465"	11.81 mm	12-47560	-	-	-
	1 AWG	-	-	-	0.465"	11.81 mm	12-47540	0.515"	13.08 mm	12-52560	-	-	-
	1/0 AWG	-	-	-	0.490"	12.45 mm	12-50040	0.540"	13.72 mm	12-55060	0.590"	14.99 mm	12-60075
	2/0 AWG	-	-	-	0.540"	13.72 mm	12-55040	0.590"	14.99 mm	12-60060	0.615"	15.26 mm	12-62575
	3/0 AWG	-	-	-	0.590"	14.99 mm	12-60040	0.640"	16.26 mm	12-65060	0.665"	16.89 mm	12-67575
	4/0 AWG	-	-	-	0.665"	16.89 mm	12-67540	0.690"	17.53 mm	12-70060	0.740"	18.80 mm	12-75075
	250 kcmil	-	-	-	-	-	-	0.740"	18.80 mm	13-75060	0.765"	19.43 mm	13-77575
	350 kcmil	-	-	-	-	-	-	0.840"	21.34 mm	13-85060	0.890"	22.61 mm	13-90075
500 kcmil	-	-	-	-	-	-	0.965"	24.51 mm	13-97560	1.015"	25.78 mm	13-102575	
Compacted Strand	6 AWG	0.290"	7.37 mm	12-30030	0.315"	8.00 mm	12-32540	-	-	-	0.390"	9.91 mm	12-40075
	4 AWG	0.340"	8.64 mm	12-35030	0.365"	9.27 mm	12-37540	-	-	-	-	-	-
	2 AWG	0.390"	9.91 mm	12-40030	0.415"	10.54 mm	12-42540	0.465"	11.81 mm	12-47560	-	-	-
	1 AWG	-	-	-	0.440"	11.18 mm	12-45040	0.490"	12.35 mm	12-50060	-	-	-
	1/0 AWG	-	-	-	0.465"	11.81 mm	12-47540	0.515"	13.08 mm	12-52560	0.565"	14.35 mm	12-57575
	2/0 AWG	-	-	-	0.515"	13.08 mm	12-52540	0.565"	14.35 mm	12-57560	0.590"	14.99 mm	12-60075
	3/0 AWG	-	-	-	0.565"	14.35 mm	12-57540	0.615"	15.62 mm	12-62560	0.640"	16.26 mm	12-65075
	4/0 AWG	-	-	-	0.615"	15.62 mm	12-62540	0.665"	16.89 mm	12-67560	0.690"	17.53 mm	12-70075
	250 kcmil	-	-	-	-	-	-	0.715"	18.16 mm	12-72560	0.740"	18.80 mm	12-75075
	350 kcmil	-	-	-	-	-	-	0.790"	20.07 mm	13-80060	0.840"	21.34 mm	13-85075
500 kcmil	-	-	-	-	-	-	0.915"	23.24 mm	13-92560	0.965"	24.15 mm	13-97575	

Fixed Cable Stripping Tools

WS 22 Series 2-Bushing 600V Cable End Stripper



- Double-sided design accommodates two bushings that easily change out with a hex wrench
- Efficiently & precisely strip 600V secondary cable without damaging the conductor, even in cold climates
- Compatible square cut bushings for stripping 60 mil to 110 mil secondary insulations with concentric, compressed or compacted conductors #1/0 AWG to 1,000 kcmil with guarded cutting blades that prevent injury



MODEL	PART #	MAX. BUSHING CAPACITY	COMPATIBLE BUSHINGS	LENGTH W/ BUSHINGS	WEIGHT
WS 22 (Body Only)	12304H	2	Refer to Chart Below	6" (152 mm)	1 lb (454 g)

NOTE: The WS 22 is available with or without bushings. Select bushings from the chart below. Please specify two bushings when ordering WS 22.

WS 22A Series Power-Driven End Stripper



- Ergonomic end stripping tool designed for 600 volt secondary cable with bushings from 1/0 AWG to 1000 kcmil
- Guarded blades increase safety
- Reduce working time & effort from repetitive stripping functions
- Adjustable strip stop with adjustment window allows easy setup for 1" to 5" (25.4 to 127 mm) strip lengths



MODEL	PART #	POWER DRIVER ATTACHMENT	BUSHING COMPATIBILITY	LENGTH	WEIGHT
WS 22A	12340	3/8" Drill	1/0 AWG to 1,000 kcmil*	7.44" (189 mm)	15 oz (426 g)
	12340-1	1/4" Hex			
	12340-2	3/8" Square			
	12340-3	1/2" Square			

*Bushings are sold separately. Refer to the chart below.

WS 22 Square-Cut Bushing Selection Chart

CONDUCTOR SIZE	60 MIL INSULATION THICKNESS			80 MIL INSULATION THICKNESS			95 MIL INSULATION THICKNESS			110 MIL INSULATION THICKNESS			
	MAX OUTER DIAMETER	BUSHING PART #		MAX OUTER DIAMETER	BUSHING PART #		MAX OUTER DIAMETER	BUSHING PART #		MAX OUTER DIAMETER	BUSHING PART #		
Concentric Strand	1/0 AWG	0.515"	13.08 mm	15-52540	0.565"	14.35 mm	15-57560	0.590"	14.99 mm	15-60075	-	-	-
	2/0 AWG	0.565"	14.35 mm	15-57540	0.590"	14.99 mm	15-60060	0.640"	16.26 mm	15-65075	-	-	-
	3/0 AWG	0.615"	15.62 mm	15-62540	0.665"	16.89 mm	15-67560	0.690"	17.53 mm	15-70075	-	-	-
	4/0 AWG	0.665"	16.89 mm	15-67540	0.715"	18.16 mm	15-72560	0.740"	18.80 mm	15-75075	-	-	-
	250 kcmil	-	-	-	0.765"	19.43 mm	15-77560	0.790"	20.07 mm	15-80075	0.815"	20.70 mm	15-82590
	350 kcmil	-	-	-	0.865"	21.97 mm	15-87560	0.890"	22.61 mm	15-90075	0.915"	24.51 mm	15-92590
	500 kcmil	-	-	-	0.990"	25.15 mm	15-100060	1.040"	26.42 mm	15-105075	1.065"	27.05 mm	15-107590
	600 kcmil	-	-	-	1.065"	27.05 mm	15-107560	1.115"	28.32 mm	15-112575	1.140"	28.96 mm	15-115090
	700 kcmil	-	-	-	1.165"	29.59 mm	15-117560	1.190"	30.23 mm	15-120075	1.115"	30.86 mm	15-122590
	750 kcmil	-	-	-	1.190"	30.23 mm	15-120060	1.215"	30.86 mm	15-122575	1.240"	31.50 mm	15-125090
800 kcmil	-	-	-	1.215"	30.86 mm	15-122560	1.265"	32.13 mm	15-127575	1.290"	32.77 mm	15-130090	
900 kcmil	-	-	-	1.290"	32.77 mm	15-130060	1.315"	33.40 mm	15-132575	1.365"	34.67 mm	15-137590	
1000 kcmil	-	-	-	1.340"	34.04 mm	15-135060	1.365"	34.67 mm	15-137575	1.390"	35.31 mm	15-140090	
Compressed Strand	1/0 AWG	0.490"	12.45 mm	15-50040	0.540"	13.72 mm	15-55060	0.590"	14.99 mm	15-60075	-	-	-
	2/0 AWG	0.540"	13.72 mm	15-55040	0.590"	14.99 mm	15-60060	0.615"	15.62 mm	15-62575	-	-	-
	3/0 AWG	0.590"	14.99 mm	15-60040	0.640"	16.26 mm	15-65060	0.665"	16.89 mm	15-67575	-	-	-
	4/0 AWG	0.665"	16.89 mm	15-67540	0.690"	17.53 mm	15-70060	0.740"	18.80 mm	15-75075	-	-	-
	250 kcmil	-	-	-	0.740"	18.80 mm	15-75060	0.765"	19.43 mm	15-77575	0.815"	20.70 mm	15-82590
	350 kcmil	-	-	-	0.840"	21.34 mm	15-85060	0.890"	22.61 mm	15-90075	0.915"	23.27 mm	15-92590
	500 kcmil	-	-	-	0.965"	24.51 mm	15-97560	1.015"	25.78 mm	15-102575	1.040"	26.42 mm	15-105090
	600 kcmil	-	-	-	1.065"	27.05 mm	15-107560	1.090"	27.69 mm	15-110075	1.115"	28.32 mm	15-112590
	700 kcmil	-	-	-	1.140"	28.96 mm	15-115060	1.165"	29.39 mm	15-117575	1.190"	30.23 mm	15-120090
	750 kcmil	-	-	-	1.165"	19.59 mm	15-117560	1.190"	30.23 mm	15-120075	1.215"	30.86 mm	15-122590
800 kcmil	-	-	-	1.190"	30.23 mm	15-120060	1.215"	32.86 mm	15-122575	1.265"	32.13 mm	15-127590	
900 kcmil	-	-	-	1.240"	32.50 mm	15-125060	1.290"	32.77 mm	15-130075	1.315"	33.40 mm	15-132590	
1000 kcmil	-	-	-	1.315"	33.40 mm	15-132560	1.340"	34.04 mm	15-135075	1.365"	34.67 mm	15-137590	
Compacted Strand	1/0 AWG	0.465"	11.81 mm	15-47540	0.515"	13.08 mm	15-52560	0.565"	14.35 mm	15-57575	-	-	-
	2/0 AWG	0.515"	13.08 mm	15-52540	0.565"	14.25 mm	15-57560	0.590"	14.99 mm	15-60075	-	-	-
	3/0 AWG	0.565"	14.35 mm	15-57540	0.615"	15.62 mm	15-62560	0.640"	16.26 mm	15-65075	-	-	-
	4/0 AWG	0.615"	15.62 mm	15-62540	0.665"	16.89 mm	15-67560	0.690"	17.53 mm	15-70075	-	-	-
	250 kcmil	-	-	-	0.715"	18.16 mm	15-72560	0.740"	18.88 mm	15-75075	0.790"	20.07 mm	15-80090
	350 kcmil	-	-	-	0.790"	20.07 mm	15-80060	0.840"	21.34 mm	15-85075	0.865"	21.97 mm	15-87590
	500 kcmil	-	-	-	0.915"	23.27 mm	15-92560	0.965"	24.51 mm	15-97575	0.990"	25.15 mm	15-100090
	600 kcmil	-	-	-	1.015"	25.78 mm	15-102560	1.040"	26.42 mm	15-105075	1.090"	27.69 mm	15-110090
	700 kcmil	-	-	-	1.065"	27.05 mm	15-107560	1.090"	27.69 mm	15-110075	1.140"	28.96 mm	15-115090
	750 kcmil	-	-	-	1.090"	27.69 mm	15-110060	1.140"	28.96 mm	15-115075	1.165"	29.59 mm	15-117590
800 kcmil	-	-	-	1.140"	28.96 mm	15-115060	1.165"	29.59 mm	15-117575	1.190"	30.23 mm	15-120090	
900 kcmil	-	-	-	1.190"	30.23 mm	15-120060	1.215"	30.86 mm	15-122575	1.265"	32.13 mm	15-127590	
1000 kcmil	-	-	-	1.265"	32.13 mm	15-127560	1.290"	32.77 mm	15-130075	1.315"	33.40 mm	15-132590	

Torquing Tools & Load Break Tools

TSW-4550 Series

600 Amp Separable Connector System Torque Spanner Wrench



- Designed for quick & easy installation of epoxy connector plugs, reducing tap plugs & reducing tap wells
- Provides a proper 50 - 60 ft-lb torque without over or under-tightening connectors
- Long spanner prong prevents wrench slippage
- Eliminates the need for an external torque wrench or wrench length calculations

MODEL	PART #	COMPATIBILITY	TORQUE	LENGTH	WEIGHT
TSW-4550	35925	600 Amp Separable Connector Systems	50 - 60 ft-lb	14.375" (365 mm)	2 lb 3 oz (1 kg)

MBTT-150 Series

Meter Base Torquing Tool



- Designed for the proper installation of Landis+Gyr "K" Base 3 Phase or similar meters providing 150 in-lb of torque without over or under-tightening
- Insulated & isolated from the meter base with a composite shaft rated to 1,000 volts
- Equipped with a 1/2" square socket drive that accepts a magnetic installation socket & features a 3/8" square socket torque test point
- Adjustable "T" handle provides greater leverage

MODEL	PART #	TORQUE	LENGTH	WEIGHT
MBTT-150	36390	150 in-lb (±15 in-lb)	13.75" (349.25 mm)	19 oz (539.13 g)

NOTE: Do not use this tool for removal of untorqued terminals or serious shaft damage may occur.

PIT 1T Series

15-34.5 kV Load Break Elbow Probe Insertion Tool



- For quick & easy insertion of a load break probe into a small interface 15 to 34.5 kV elbow
- Provides proper 125 in-lb torque without probe breakage or contamination
- Equipped with a 1" (25 mm) steel drive, adjustable wrench, 3/8" (10 mm) square drive socket & standard "Penta" head
- Adjustable & removable handle converts to a full "T" handle or moment arm for tight spaces
- Quickly remove the load break probe by reversing tightening action
- U.S. Patent No. 5,605,082

MODEL	PART #	COMPATIBILITY	TORQUE	LENGTH	WEIGHT
PIT 1T	35150	All Load Break Elbows	125 in-lb	9.375" (238.1 mm)	1 lb 4 oz (568 g)

TRW5060/TSA

600 Amp Separable Connector System Torque Wrench



- Designed for quick & easy installation of rubber connecting plugs, rubber load break reducing tap plugs & insulating plugs with the use of a 1" socket
- Custom torque settings available upon request
- Provides proper 50 - 60 ft-lb torque without over or under-tightening connectors
- Wrench is equipped with a 5/16" & 3/8" dual hex shaft, as well as a 1/2" square drive

COMPATIBILITY		MODEL	PART #	LENGTH	WEIGHT
600 Amp Separable Connector Systems	50 - 60 ft-lb	TRW5060/TSA	38375	14" (356 mm)	2 lb 10 oz (1.2 kg)
		TRW5060 (Torque Wrench Only)	38255	14" (356 mm)	2 lb 2 oz (964 g)
	N/A	TSA (Shaft Assembly Only)	38290	11.5" (292 mm)	8.5 oz (236 g)
Cooper Power Systems Only	N/A	TSA Cooper (Shaft Assembly Only)	42850		

LBIT-1T Series

200 Amp Load Break Bushing Insertion Tool



- Secures 200 amp bushing inserts with an internal hexagon socket drive for positive bushing installation & removal
- Features an adjustable "T" handle, 1" (25.4 mm) square socket drive, 7/8" (22.2 mm) hexagon for a wrench & standard 'Penta' head
- LBIT-1TR models are equipped with a hot stick ring

TORQUE	MODEL	PART #	LENGTH	WEIGHT
180 in-lb	LBIT-1T	35900	14.25" (362 mm)	21 oz (596 g)
	LBIT-1TR	36770		
125 in-lb	LBIT-1T-125	35907		

PIT 2 Series

34.5 kV Load Break Elbow Probe Insertion Tool



- For quick & easy insertion of a load break probe into a 34.5 kV Cooper Power Systems elbow
- Provides a tight connection without probe arc follower contamination or breakage
- Conveniently equipped with a 1" (25 mm) hex on the end of the tool for increased functionality

MODEL	PART #	COMPATIBILITY	LENGTH	WEIGHT
PIT 2	27620	Cooper Power Systems Load Break Elbows	10" (254 mm)	1 lb (454 g)

Cable Cutters & Cable Strippers



RCC Series

Ratchet Cable Cutters



- Compact tool quickly & efficiently cuts through copper, aluminum, solid & stranded conductors, as well as multiple conductors in cable diameters up to 1.75" (44.45 mm)
- Quick-release thumb lever lets the operator halt the cutting operation & remove the tool if needed
- Locking mechanism keeps the blades closed for increased safety
- **Not suitable for steel or ACSR cable**

MODEL	PART #	CABLE O.D.	BLADE PART #	LENGTH	WEIGHT
RCC	34925	Up to 1.75" (44.45 mm)	34923	9.37" (238 mm)	2.5 lb (1.13 kg)



MK04 Series

Industrial Cable Jacket & Insulation Strippers



- Rugged tool performs precise radial, spiral & longitudinal cuts to remove large diameter cable jackets & insulation in industrial environments
- Blade depth is adjustable up to 0.2" (5 mm)
- Locking capability to ensure stripping consistency
- Roller support design provides additional stripping support on cable mid-spans & ends

MODEL	PART #	CABLE DIAMETER	BLADE TYPE / PART #	LENGTH	WEIGHT
MK04	39376	0.79" - 2.36" (20 - 52 mm)	Assembly 39379	9.8" (250 mm)	1.5 lb (680 g)
			Small O.D. 39378		
			Large O.D. 39377		

UCC Series

Aluminum & Copper Conductor Cable Cutters



- High-leverage cutting tool designed to cut diameters from 0.098" to 0.118" (2.5 to 3 mm) in electrical & telecommunications applications
- Durable steel construction with a specially-honed cutting blade
- Compatible with 4/0 AWG (107.2 mm²) aluminum conductors & 2/0 AWG (67.4 mm²) copper conductors



MODEL	PART #	CABLE O.D.	LENGTH	WEIGHT
UCC	37680	0.098" - 0.118" (2.5 - 3 mm)	10" (25.4 mm)	1.11 lb (503 g)

RCC 1000 Series

Heavy-Duty Ratchet Cable Cutters



- Compact, extra heavy-duty ratchet cutter with C-type jaws easily cuts through up to 1000 kcmil copper & aluminum cable
- Ratchet mechanism with thumb slide release allows for rapid cutting & closing action
- Reinforced fiberglass handles are protected by vinyl sleeves
- **Not suitable for use on live cables**



MODEL	PART #	CABLE O.D.	LENGTH	WEIGHT
RCC 1000	42305	Up to 1000 kcmil	19.5" (495 mm)	4.5 lb (12.04 kg)



RCS-114 & RCS-158 Series

Hard Cable Jacket Strippers



- Durable tools engineered for fast, safe & precise jacket removal on PE, PVC, rubber & other cables
- Ergonomic, rounded handle design, easily adjustable blade depth & rugged PTFE-coated blade housing
- Spring-loaded cable brace firmly wedges the cable against the blade to provide controlled radial, spiral longitudinal cuts on cable ends or mid-spans

MODEL	PART #	CABLE DIAMETER RANGE	CUT TYPES	JACKET MATERIALS	BLADE MODEL / PART #	LENGTH	WEIGHT
RCS-114	37140	0.18" - 1.14" (4.5 - 29 mm)	Radial / Spiral / Longitudinal	PE / PVC / Rubber	CB231 37150	5.43" (138 mm)	3.5 oz (100 g)
RCS-158	37145	0.75" - 1.58" (19 - 40 mm)	Radial / Spiral / Longitudinal	PE / PVC / Rubber	CB231 37150	6.02" (153 mm)	3.84 oz (110 g)

AJS Series

Adjustable Cable Jacket & Insulation Slitter



- Professional-grade indexing slitter engineered for longitudinal & circumferential (ringing) cuts on the cable mid-spans or ends
- Ideal for slitting cable coverings ranging from soft insulated jackets to high-density polyethylene HDPE conduits, as well as aluminum & copper (smooth & corrugated construction) coverings
- High-quality steel blade accommodates slitting irregular cable diameters & thicknesses while still protecting underlying conductors
- Blade fully retracts inside the tool body to prevent injury & blade damage
- Adjustable blade knob indexes in quarter turn intervals with adjustments in increments of 0.013" (0.32 mm)



MODEL	PART #	CABLE DIAMETERS			INSULATION THICKNESS	BLADE MODEL / PART #	LENGTH	WEIGHT
		LONGITUDINAL SLIT	CIRCUMFERENTIAL SLIT	MID-SPAN WINDOW				
AJS	43240	0.5" (12.7 mm)	1.5" (38 mm)	1.5" (38 mm)	Up to 0.25" (6.3 mm)	CB276A 43265	8.7" (221 mm)	11 oz (328 g)

Cable Tool Kits

Ergonomic Kit

Complete Secondary Cable Power-Driven Stripping Kit



- Customizable secondary cable stripping kit is available with bushing size ranges from 8 to 500 kcmil or 500 to 1,000 kcmil
- Equipped with a convenient hard plastic carrying case with foam for portability & tool protection
- Includes WS 68 SNAP, WS 22A or both power-driven strippers to fit a wide range of cable diameters & bushing sizes

PART #	BUSHING SELECTION	DIMENSIONS	WEIGHT
43300-XXX	8 to 500 kcmil	12.5" x 17" x 4" (317.5 x 431.8 x 101.6 mm)	4.5 lb (2.04 kg)
	500 to 1000 kcmil		

Mining Kit

Low Voltage Mining Cable Jacket & Insulation Removal Kit



- Ideal & safe solution for removing the jacket & insulation on 600V mining cables
- Equipped with a hard plastic carrying case with foam for portability & tool protection
- Tools slit the outer jackets longitudinally & circumferentially; cut the residual jacket material braid wire & cable fillers; & score the conductor insulation for accurate removal without damaging strands

PART #	KIT CONTENTS	DIMENSIONS	WEIGHT
43910	MJS Series Mining Jacket Slitter 86 1/2SF Cutting Shears RCS-114 Hard Cable Jacket Stripper	8.5" x 11.5" x 2.75" (215.9 x 292.1 x 69.9 mm)	2.4 lb (1.09 kg)



Super Stripper Kit

Complete Electrical Wire Stripping Kit with Square-Cut Bushings



- All-in-one square-cut bushing kit for stripping a wide range of cable diameters & equipped with a durable, hard plastic carrying case for convenient tool & accessory storage
- Available with manual or power-driven cable stripping tool
- Additional bushings including 600 kcmil through 750 kcmil sizes can be purchased separately

WIRE / CONDUCTOR TYPE	STRIPPING OPERATION	CABLE STRIPPING TOOL(S)	PART #	BUSHING SIZES	DIMENSIONS	WEIGHT
THHN Cu	Manual	4x4 [®] Plus	34695	#6 AWG - 500 kcmil See Chart Below	13" x 10" x 4.5" (330 x 254 x 114 mm)	4.8 lb (2.18 kg)
	Power-Driven	WS 68 SNAP	38685			
	Both	4x4 [®] Plus & WS 68 SNAP	42567			
XHHW Cu	Manual	4x4 [®] Plus	34910			
	Power-Driven	WS 68 SNAP	38686			
	Both	4x4 [®] Plus & WS 68 SNAP	42569			
THHN/XHHW/XHHN Al	Manual	4x4 [®] Plus	34998			
	Power-Driven	WS 68 SNAP	38687			
	Both	4x4 [®] Plus & WS 68 SNAP	42574			
RHW/RHH/USE Cu	Manual	4x4 [®] Plus	34785			
	Power-Driven	WS 68 SNAP	38684			
	Both	4x4 [®] Plus & WS 68 SNAP	42564			

Square-Cut Bushing Sizes by Kit

	CONDUCTOR SIZE	THHN Cu CONDUCTOR BUSHING	XHHW Cu CONDUCTOR BUSHING	THHN / XHHW / XHHN Al CONDUCTOR BUSHING	RHW / RHH / USE Cu CONDUCTOR BUSHING
Sizes Included In Kit	#6 AWG	10-26522	10-26522	10-27530	10-32540
	#4 AWG	10-35030	10-35030	10-32530	10-37540
	#3 AWG	42822	42822	10-35030	-
	#2 AWG	10-40030	10-40030	10-37530	10-45040
	#1 AWG	10-47540	10-47540	42823	10-52560
	1/0 AWG	10-50040	10-50040	44731	10-57560
	2/0 AWG	10-55040	10-55040	10-50040	10-60060
	3/0 AWG	10-60040	10-60040	10-55040	10-65060
	4/0 AWG	10-65040	10-65040	42486	10-72560
	250 kcmil	10-72550	10-72550	10-67550	11-80075
	300 kcmil	11-77550	11-77550	10-72550	11-85075
	350 kcmil	11-82550	11-82550	11-77550	11-90075
	400 kcmil	11-87550	11-87550	11-82550	-
	500 kcmil	11-95050	11-95050	11-90050	11-102575
Add-Ons	600 kcmil	11-105060	11-105060	11-102560	-
	700 kcmil	-	-	11-107560	-
	750 kcmil	11-117560	11-117560	11-110060	-

Tool Storage & Accessories

Tool Storage

Ideal for Tools & Accessories



**SUPER STRIPPER
KIT TOOL CASE**



**ERGONOMIC KIT
TOOL CASE**



**URD
TOOL BAG**

MODEL	PART #	DESCRIPTION	MATERIAL	DIMENSIONS	WEIGHT
URD Tool Bag	36312	Canvas Carrying Case	Canvas	21" x 12" x 4" (533.4 x 304.8 x 101.6 mm)	2.24 lb (1 kg)
Ergonomic Kit Tool Case	38799	Hard Plastic Tool Carrying Case	Plastic	12.5" x 17" x 4" (317.5 x 431.8 x 101.6 mm)	2 lb (0.9 kg)
Super Stripper Kit Tool Case	34687	Hard Plastic Tool Carrying Case	Plastic	13" x 10" x 4.5" (330 x 254 x 114 mm)	2.3 lb (1 kg)

AR9 Series


Allen Wrench Set



MODEL	PART #	DIMENSIONS	WEIGHT
AR9	11000	3.75" x 1" x 0.75" (95 x 25.4 x 19 mm)	4.3 oz (121.9 g)

HS 1 Series

Honing Stone Set



MODEL	PART #	DIMENSIONS	WEIGHT
HS 1	15460	3" x 5" x 0.5" (76.2 x 127 x 12.7 mm)	4.8 oz (136 g)



RFNP Series

Short & Long Flat Nose Pliers



- ESD-safe pliers with smooth, wide jaws are ideal for use on intricate electronics assemblies
- Made from drop-forged, hardened & tempered steel alloy to ensure optimal strength & performance
- Ergonomic, slip-free & dual-compound thermoplastic handles feature grips for comfort & longevity
- Specifications in accordance with IEC 61340-5-1 surface resistance $10^6 - 10^9$ ohms/sq for ESD work stations

MODEL	PART #	DESCRIPTION	LENGTH	WEIGHT
RFNP-S	46475	Short Nose Pliers	5.1" (130 mm)	2.2 oz (61 g)
RFNP-L	46474	Long Nose Pliers	5.7" (145 mm)	3.1 oz (89 g)

SCS-C Series

Light-Duty Clamp

- Ideal for use with SCS, BP1A & BP2A tools
- Light-duty aluminum cable clamp compatible with semi-con scoring tools to ensure a square cut

MODEL	PART #	LENGTH	WEIGHT
SCS-C	43965	4.5" (114 mm)	2.72 oz (77 g)



QC-2 Series

Heavy-Duty Quick Clamp



- Convenient, heavy-duty aluminum cable clamp with quick setup as a stop for stripping operations
- Compatible with cable diameters from 0.5" to 2.5" (12.7 to 63.5 mm)

MODEL	PART #	CABLE O.D.	LENGTH	WEIGHT
QC-2	43970	0.5" - 2.5" (12.7 - 63.5 mm)	7.75" (197 mm)	1.5 lb (680 g)



SW 2 Series

Ratchet Wrench

Compatible with WS 5 & WS 6 Series models

MODEL	PART #	DIMENSIONS	WEIGHT
SW 2	10500	10" x 3" x 0.75" (254 x 76.2 x 19.05 mm)	11.2 oz (317.5 kg)

Utility Cable Guide

Compact Stranding

CONDUCTOR SIZES (Cu/Al)		175 Mils - 15 kV Ø		220 Mils - 15 kV Ø		260 Mils - 25 kV Ø		345 Mils - 35 kV Ø	
CABLE SIZE	NOMINAL O.D.	OVER INSULATION (+30 Mils)	OVER SHIELDING (+50 Mils)	OVER INSULATION (+30 Mils)	OVER SHIELDING (+50 Mils)	OVER INSULATION (+30 Mils)	OVER SHIELDING (+50 Mils)	OVER INSULATION (+30 Mils)	OVER SHIELDING (+50 Mils)
2 AWG	0.268"	680 mils	780 mils	770 mils	870 mils	-	-	-	-
1 AWG	0.299"	710 mils	810 mils	800 mils	900 mils	880 mils	980 mils	-	-
1/0 AWG	0.336"	745 mils	845 mils	835 mils	935 mils	915 mils	1015 mils	1085 mils	1205 mils
2/0 AWG	0.376"	785 mils	885 mils	875 mils	975 mils	955 mils	1055 mils	1125 mils	1245 mils
3/0 AWG	0.423"	835 mils	935 mils	925 mils	1025 mils	1005 mils	1105 mils	1175 mils	1295 mils
4/0 AWG	0.475"	885 mils	985 mils	975 mils	1075 mils	1055 mils	1155 mils	1225 mils	1345 mils
250 kcmil	0.520"	940 mils	1040 mils	1030 mils	1130 mils	1120 mils	1240 mils	1295 mils	1415 mils
350 kcmil	0.616"	1035 mils	1155 mils	1125 mils	1245 mils	1215 mils	1335 mils	1390 mils	1510 mils
500 kcmil	0.736"	1155 mils	1275 mils	1245 mils	1365 mils	1335 mils	1455 mils	1510 mils	1630 mils
600 kcmil	0.813"	1245 mils	1365 mils	1335 mils	1455 mils	1425 mils	1545 mils	1600 mils	1760 mils
700 kcmil	0.877"	1305 mils	1425 mils	1395 mils	1515 mils	1485 mils	1605 mils	1660 mils	1820 mils
750 kcmil	0.908"	1340 mils	1460 mils	1430 mils	1550 mils	1520 mils	1640 mils	1695 mils	1855 mils
800 kcmil	0.938"	1370 mils	1490 mils	1460 mils	1580 mils	1550 mils	1710 mils	1725 mils	1885 mils
900 kcmil	0.999"	1430 mils	1550 mils	1520 mils	1640 mils	1610 mils	1770 mils	1785 mils	1945 mils
1000 kcmil	1.060"	1490 mils	1610 mils	1580 mils	1740 mils	1670 mils	1830 mils	1845 mils	2005 mils

Compressed Stranding

CONDUCTOR SIZES (Cu/Al)		175 Mils - 15 kV Ø		220 Mils - 15 kV Ø		260 Mils - 25 kV Ø		345 Mils - 35 kV Ø	
CABLE SIZE	NOMINAL O.D.	OVER INSULATION (+30 Mils)	OVER SHIELDING (+50 Mils)	OVER INSULATION (+30 Mils)	OVER SHIELDING (+50 Mils)	OVER INSULATION (+30 Mils)	OVER SHIELDING (+50 Mils)	OVER INSULATION (+30 Mils)	OVER SHIELDING (+50 Mils)
2 AWG	0.283"	695 mils	795 mils	785 mils	885 mils	-	-	-	-
1 AWG	0.322"	730 mils	830 mils	820 mils	920 mils	900 mils	1000 mils	-	-
1/0 AWG	0.362"	770 mils	870 mils	860 mils	960 mils	940 mils	1040 mils	1110 mils	1230 mils
2/0 AWG	0.405"	815 mils	915 mils	905 mils	1005 mils	985 mils	1085 mils	1155 mils	1275 mils
3/0 AWG	0.456"	865 mils	965 mils	955 mils	1055 mils	1035 mils	1155 mils	1205 mils	1325 mils
4/0 AWG	0.512"	920 mils	1020 mils	1010 mils	1110 mils	1090 mils	1210 mils	1260 mils	1380 mils
250 kcmil	0.558"	980 mils	1080 mils	1070 mils	1190 mils	1160 mils	1280 mils	1335 mils	1455 mils
350 kcmil	0.660"	1080 mils	1200 mils	1170 mils	1290 mils	1260 mils	1380 mils	1435 mils	1555 mils
500 kcmil	0.789"	1210 mils	1330 mils	1300 mils	1420 mils	1390 mils	1510 mils	1565 mils	1725 mils
600 kcmil	0.866"	1295 mils	1415 mils	1385 mils	1505 mils	1475 mils	1595 mils	1650 mils	1810 mils
700 kcmil	0.935"	1365 mils	1485 mils	1455 mils	1575 mils	1545 mils	1705 mils	1720 mils	1880 mils
750 kcmil	0.968"	1400 mils	1520 mils	1490 mils	1610 mils	1580 mils	1740 mils	1755 mils	1915 mils
800 kcmil	1.000"	1430 mils	1550 mils	1520 mils	1640 mils	1610 mils	1770 mils	1785 mils	1945 mils
900 kcmil	1.061"	1490 mils	1610 mils	1580 mils	1740 mils	1670 mils	1830 mils	1845 mils	2005 mils
1000 kcmil	1.117"	1545 mils	1705 mils	1635 mils	1795 mils	1725 mils	1885 mils	1900 mils	2060 mils

Concentric Stranding

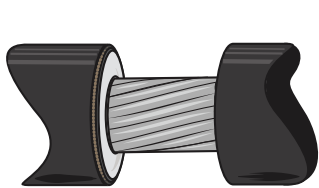
CONDUCTOR SIZES (Cu/Al)		175 Mils - 15 kV Ø		220 Mils - 15 kV Ø		260 Mils - 25 kV Ø		345 Mils - 35 kV Ø	
CABLE SIZE	NOMINAL O.D.	OVER INSULATION (+30 Mils)	OVER SHIELDING (+50 Mils)	OVER INSULATION (+30 Mils)	OVER SHIELDING (+50 Mils)	OVER INSULATION (+30 Mils)	OVER SHIELDING (+50 Mils)	OVER INSULATION (+30 Mils)	OVER SHIELDING (+50 Mils)
2 AWG (Solid)	0.258"	670 mils	770 mils	760 mils	860 mils	-	-	-	-
2 AWG	0.292"	700 mils	800 mils	790 mils	890 mils	-	-	-	-
1 AWG (Solid)	0.289"	700 mils	800 mils	790 mils	890 mils	870 mils	970 mils	-	-
1 AWG	0.332"	740 mils	840 mils	830 mils	930 mils	910 mils	1010 mils	-	-
1/0 (Solid)	0.325"	735 mils	835 mils	825 mils	925 mils	905 mils	1005 mils	1075 mils	1195 mils
1/0 AWG	0.373"	785 mils	835 mils	875 mils	975 mils	955 mils	1055 mils	1125 mils	1245 mils
2/0 AWG	0.418"	830 mils	930 mils	920 mils	1020 mils	1000 mils	1100 mils	1170 mils	1290 mils
3/0 AWG	0.470"	880 mils	980 mils	970 mils	1070 mils	1050 mils	1170 mils	1220 mils	1340 mils
4/0 AWG	0.528"	940 mils	1040 mils	1030 mils	1130 mils	1110 mils	1230 mils	1280 mils	1400 mils
250 kcmil	0.575"	995 mils	1095 mils	1085 mils	1205 mils	1175 mils	1295 mils	1350 mils	1470 mils
350 kcmil	0.681"	1100 mils	1220 mils	1190 mils	1310 mils	1280 mils	1400 mils	1455 mils	1575 mils
500 kcmil	0.813"	1235 mils	1355 mils	1325 mils	1445 mils	1415 mils	1535 mils	1590 mils	1750 mils
600 kcmil	0.893"	1325 mils	1445 mils	1415 mils	1535 mils	1505 mils	1625 mils	1680 mils	1840 mils
700 kcmil	0.964"	1395 mils	1515 mils	1485 mils	1605 mils	1575 mils	1735 mils	1750 mils	1910 mils
750 kcmil	0.998"	1430 mils	1550 mils	1520 mils	1640 mils	1610 mils	1770 mils	1785 mils	1945 mils
800 kcmil	1.031"	1460 mils	1580 mils	1550 mils	1710 mils	1640 mils	1800 mils	1815 mils	1975 mils
900 kcmil	1.094"	1525 mils	1645 mils	1615 mils	1775 mils	1705 mils	1865 mils	1880 mils	2040 mils
1000 kcmil	1.152"	1580 mils	1740 mils	1670 mils	1830 mils	1760 mils	1920 mils	1935 mils	2095 mils

Utility Cable Guide

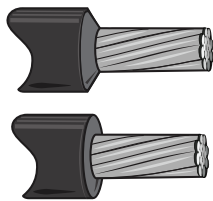
600V Secondary Cable

CABLE SIZE	THHN/THWN		COMPACT Al THHN/THWN	XHHW		COMPACT Al XHHW	RHW-USE RHH, TWH		COMPACT Al RHH, TWH
	INSULATION	NEC O.D.	NEC O.D.	INSULATION	NEC O.D.	NEC O.D.	INSULATION	NEC O.D.	NEC O.D.
6 AWG	35 mils	0.257"	0.240"	45 mils	0.282"	0.260"	60 mils	0.323"	0.290"
4 AWG	46 mils	0.328"	0.305"	45 mils	0.328"	0.305"	60 mils	0.372"	0.335"
2 AWG	46 mils	0.388"	0.360"	45 mils	0.388"	0.360"	60 mils	0.433"	0.390"
1 AWG	57 mils	0.450"	0.415"	55 mils	0.450"	0.425"	80 mils	0.508"	0.465"
1/0 AWG	57 mils	0.491"	0.450"	55 mils	0.491"	0.450"	80 mils	0.549"	0.500"
2/0 AWG	57 mils	0.537"	0.495"	55 mils	0.537"	0.490"	80 mils	0.595"	0.545"
3/0 AWG	57 mils	0.588"	0.540"	55 mils	0.588"	0.540"	80 mils	0.647"	0.590"
4/0 AWG	57 mils	0.646"	0.595"	55 mils	0.646"	0.590"	80 mils	0.705"	0.645"
250 kcmil	68 mils	0.716"	0.670"	65 mils	0.716"	0.660"	95 mils	0.788"	0.725"
300 kcmil	68 mils	0.771"	0.720"	65 mils	0.771"	0.715"	95 mils	0.843"	0.775"
350 kcmil	68 mils	0.822"	0.770"	65 mils	0.822"	0.760"	95 mils	0.895"	0.820"
500 kcmil	68 mils	0.869"	0.815"	65 mils	0.869"	0.800"	95 mils	0.942"	0.865"
600 kcmil	68 mils	0.955"	0.885"	65 mils	0.955"	0.880"	95 mils	10.040"	0.965"

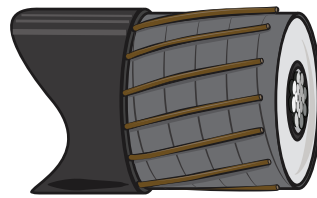
Primary & Secondary Electric Utility Cable Preparation



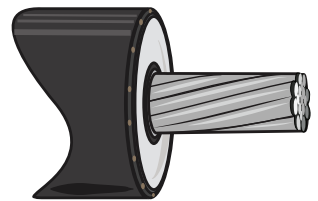
STRIPPING CABLE MID-SPAN



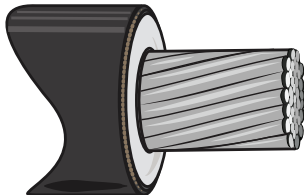
STRIPPING END OF SECONDARY CABLE TO SQUARE OR CHAMFER



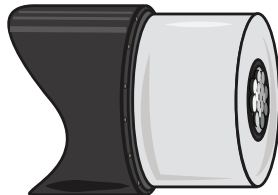
STRIPPING URD CABLE JACKET




STRIPPING INSULATION ON URD CABLE END



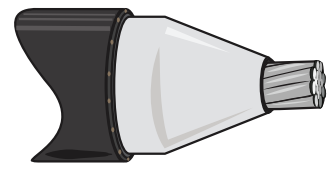
STRIPPING INSULATION ON TRANSMISSION CABLE END



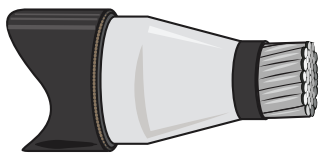
STRIPPING SEMI-CON FROM URD CABLE



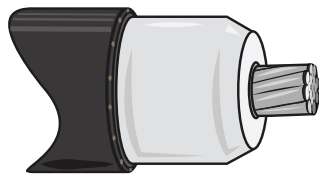
SHAVING SEMI-CON FROM TRANSMISSION CABLE



PENCILING INSULATION ON URD CABLE



PENCILING INSULATION ON TRANSMISSION CABLE



CHAMFERING INSULATION ON URD CABLE END

Product Index

2x2 Plus Series.....	12	Insulation.....	4-5, 10, 16-17	Spacer Cable.....	11
4x4® Plus Series.....	12	Jacket.....	4-5, 16-17	Super Stripper Kit.....	17
5 kV.....	10	Kits.....	17	SW 2 Series.....	18
5-34.5 kV.....	7	LBIT-1T Series.....	15	Tap Wire.....	5
5-35 kV.....	4, 6-7, 10	MBTT-150 Series.....	15	Torque Wrenches.....	15
5-46 kV.....	4	Meter Base.....	15	Tree Wire.....	11
15-34.5 kV.....	15	Mid-Span.....	4-5, 11	TSW-4550 Series.....	15
34.5 kV.....	15	Mining Cables.....	17	UCC Series.....	16
15-35 kV.....	6, 10	Mining Kit.....	17	URD.....	5, 10
45-115 kV.....	5	MK04 Series.....	16	US01 Series.....	4
46-69 kV.....	5	Non-Adjustable.....	11-12, 14-15, 17	US02 Series.....	6
200 Amp.....	15	Penciling Tools.....	10	WS 1 & WS 2 Series.....	11
600 Amp.....	15	PIT 1T Series.....	15	WS 5 Series.....	8
600V.....	4, 8, 12, 14	PIT 2 Series.....	15	WS 6 Series.....	9
600V-35kV.....	4, 8	Power-Driven.....	7, 12, 14, 17	WS 7 & WS 8 Series.....	10
Adjustable.....	4-7, 10-12, 16	Primary.....	4-10, 15	WS 9 Series.....	6
Airport Lighting Cables.....	10	QC-2 Series.....	18	WS 10 Series.....	11
AJS Series.....	16	Ratchet.....	16, 18	WS 22 Series.....	14
AR9 Series.....	18	RCC 1000 Series.....	16	WS 22A Series.....	14
Banana Peeler.....	7	RCC Series.....	16	WS 40 Series.....	7
BP Series.....	7	RCS-114 & RCS-158 Series.....	16	WS 49 Series.....	10
Bushings.....	7-9, 13-14, 17	Removal.....	7, 17	WS 50 & WS 50A Series.....	4
Chamfering Tools.....	10	RFNP Series.....	18	WS 55 Series.....	11
Clamps.....	18	Riser Wire.....	5	WS 57 & 57A Series.....	5
Connector System.....	15	RMS® Series.....	11	WS 58 Series.....	5
Cutters.....	16	SCC Series.....	10	WS 61 Series.....	5
End.....	5, 8-9, 12, 14	SCS-C Series.....	18	WS 64 Series.....	4
Ergonomic Kit.....	17	SCS Series.....	6	WS 68 SNAP Series.....	12
Honing Stone.....	18	Secondary.....	4, 8, 12, 14, 17	WS 70 Series.....	5
HS 1 Series.....	18	Semi-Con.....	5-7, 10	WS 71 & 72 Series.....	12
IC Series.....	10	Shavers.....	6	WS 76 Series.....	6
Infinity Series.....	4	Shield.....	6-7	WS-MSES Series.....	5
Insertion Tools.....	15	Slitters.....	16		

Part No. Index

10112.....	11	12340-1.....	14	11330-XXX.....	11	34782.....	11
10113.....	11	12340-2.....	14	11335-XXX.....	11	34785.....	17
10114.....	11	12340-3.....	14	11345-XXX.....	11	34825.....	10
10302.....	12	12900.....	9	15460.....	18	34910.....	17
10310-300.....	8	12903.....	9	16610-XXX.....	10	34923.....	16
10310-325.....	8	12905-1000.....	9	16620-XXX.....	10	34925.....	16
10310-350.....	8	12905-1025.....	9	17200-XXX.....	11	34998.....	17
10310-375.....	8	12905-1050.....	9	17300-XXX.....	11	35150.....	15
10310-400.....	8	12905-1075.....	9	17500-XXX.....	11	35250.....	7
10310-425.....	8	12905-1100.....	9	17900.....	7	35330.....	7
10310-450.....	8	12905-1125.....	9	17918.....	7	35925.....	15
10310-475.....	8	12905-1150.....	9	17938-XXX.....	7	36001H.....	12
10310-500.....	8	12905-1175.....	9	17939-XXX.....	7	36101H.....	12
10310-525.....	8	12905-1200.....	9	17940-XXX.....	7	36312.....	18
10310-550.....	8	12905-1225.....	9	17941-XXX.....	7	36401.....	7
10310-575.....	8	12905-1250.....	9	17942-XXX.....	7	36402.....	7
10310-600.....	8	12905-1275.....	9	17951.....	7	37111.....	5
10310-625.....	8	12905-1300.....	9	17952.....	7	37140.....	16
10310-650.....	8	12905-1325.....	9	18100-XXX.....	11	37145.....	16
10310-675.....	8	12905-1350.....	9	18200-XXX.....	11	37150.....	16
10310-700.....	8	12905-1375.....	9	18500-XXX.....	11	37174.....	4
10310-725.....	8	12905-1400.....	9	19207.....	10	37284.....	4
10310-750.....	8	12905-1425.....	9	19700-XXX.....	11	37295.....	4
10310-775.....	8	12905-1450.....	9	19702.....	11	37296.....	4
10310-800.....	8	12905-1475.....	9	19704.....	11	37297.....	4
10310-825.....	8	12905-1500.....	9	19800-XXX.....	11	37299.....	4
10310-850.....	8	12905-1525.....	9	20000-XXX.....	11	37380.....	5
10310-875.....	8	12905-1550.....	9	20700.....	6	37384.....	5
10310-900.....	8	12905-1575.....	9	21715.....	5-6	37388.....	5
10310-925.....	8	12905-1600.....	9	27620.....	15	37415.....	8
10310-950.....	8	12905-1625.....	9	27700.....	10	37680.....	16
10310-975.....	8	12905-1650.....	9	27702.....	10	37710.....	8
10310-1000.....	8	12905-1675.....	9	27712.....	10	37715.....	5
10310-1025.....	8	12905-1700.....	9	27714.....	10	37730.....	5
10310-1050.....	8	12905-1725.....	9	28201.....	6	37760.....	7
10310-1075.....	8	12905-1750.....	9	28215.....	6	37800.....	5
10310-1100.....	8	12905-1775.....	9	28215-3.....	6	37803.....	5
10310-1125.....	8	12905-1800.....	9	28224-1.....	10	38035.....	6
10310-1150.....	8	12905-1825.....	9	28224-2.....	10	38060.....	5
10310-1175.....	8	12905-1850.....	9	28230.....	10	38255.....	15
10310-1200.....	8	12905-1875.....	9	34190.....	7	38290.....	15
10310-1225.....	8	12905-1900.....	9	34230.....	7	38375.....	15
10310-1250.....	8	12905-1925.....	9	34244.....	7	38430.....	6
10310-1275.....	8	12905-1950.....	9	34245.....	7	38435.....	6
10324.....	8	12905-1975.....	9	34260.....	11	38445.....	7
10327.....	8	12905-2000.....	9	34294.....	11	38684.....	17
10336.....	8	12905-2025.....	9	34320.....	5	38685.....	17
10900-XXX.....	10	12905-2050.....	9	34327.....	5	38686.....	17
10919.....	10	12917.....	9	34615.....	7	38687.....	17
10921.....	10	12918.....	9	34687.....	18	38750.....	8
11100-XXX.....	10	12950.....	9	34695.....	17	38799.....	18
11313.....	11	12951.....	9	34735.....	5	39376.....	16
12304H.....	14	12952.....	9	34760.....	10	39377.....	16
12340.....	14	11300-XXX.....	11	34766.....	10	39378.....	16

Part No. Index

39379.....	16	10-45040.....	13, 17	12-45040.....	13	15-65060.....	14
40100.....	12	10-47540.....	13, 17	12-47540.....	13	15-65075.....	14
40100-1.....	12	10-47560.....	13	12-47560.....	13	15-67540.....	14
40100-2.....	12	10-50040.....	13, 17	12-50040.....	13	15-67560.....	14
40100-3.....	12	10-50060.....	13	12-50060.....	13	15-67575.....	14
40100-4.....	12	10-52540.....	13	12-52540.....	13	15-70060.....	14
40115.....	12	10-52560.....	13, 17	12-52560.....	13	15-70075.....	14
40115-1.....	12	10-55040.....	13, 17	12-55040.....	13	15-72560.....	14
40115-2.....	12	10-55060.....	13	12-55060.....	13	15-75060.....	14
40115-3.....	12	10-57540.....	13	12-57540.....	13	15-75075.....	14
40115-4.....	12	10-57560.....	13, 17	12-57560.....	13	15-77560.....	14
42120.....	12	10-57575.....	13	12-57575.....	13	15-77575.....	14
42130.....	12	10-60040.....	13, 17	12-60040.....	13	15-80060.....	14
42137.....	12	10-60060.....	13, 17	12-60060.....	13	15-80075.....	14
42220.....	7	10-60075.....	13	12-60075.....	13	15-80090.....	14
42305.....	16	10-62540.....	13	12-62540.....	13	15-82590.....	14
42335.....	7	10-62560.....	13	12-62560.....	13	15-85060.....	14
42336.....	7	10-62575.....	13	12-62575.....	13	15-85075.....	14
42395.....	4	10-65040.....	17	12-65060.....	13	15-87560.....	14
42486.....	17	10-65060.....	13, 17	12-65075.....	13	15-87590.....	14
42564.....	17	10-65075.....	13	12-67540.....	13	15-90075.....	14
42567.....	17	10-67540.....	13	12-67560.....	13	15-92560.....	14
42569.....	17	10-67550.....	17	12-67575.....	13	15-92590.....	14
42574.....	17	10-67560.....	13	12-70060.....	13	15-97560.....	14
42822.....	17	10-67575.....	13	12-70075.....	13	15-97575.....	14
42823.....	17	10-70060.....	13	12-72560.....	13	US01-7000.....	4
42850.....	15	10-70075.....	13	12-75075.....	13	US01-7001.....	4
43240.....	16	10-72550.....	17	13-75060.....	13	US01-7002.....	4
43265.....	16	10-72560.....	13, 17	13-77560.....	13	US01-7005.....	4
43300-XXX.....	17	10-75075.....	13	13-77575.....	13	US01-7501.....	4
43560.....	6	11-75060.....	13	13-80060.....	13	US01-7504.....	4
43577.....	6	11-77550.....	17	13-80075.....	13	US01-7505.....	4
43580.....	6	11-77560.....	13	13-85060.....	13	US02-7000.....	6
43625.....	6	11-77575.....	13	13-85075.....	13	US02-7501.....	6
43630.....	6	11-80060.....	13	13-87560.....	13		
43645.....	6	11-80075.....	13, 17	13-90075.....	13		
43650.....	6	11-82550.....	17	13-92560.....	13		
43651.....	6	11-85060.....	13	13-97560.....	13		
43910.....	17	11-85075.....	13, 17	13-97575.....	13		
43970.....	18	11-87550.....	17	15-47540.....	14		
44731.....	17	11-87560.....	13	15-50040.....	14		
46474.....	18	11-90050.....	17	15-52540.....	14		
46475.....	18	11-90075.....	13, 17	15-52560.....	14		
10-26522.....	17	11-92560.....	13	15-55040.....	14		
10-27530.....	17	11-95050.....	17	15-55060.....	14		
10-30030.....	13	11-97560.....	13	15-57540.....	14		
10-32530.....	17	11-97575.....	13	15-57560.....	14		
10-32540.....	13, 17	12-30030.....	13	15-57575.....	14		
10-35030.....	13, 17	12-32540.....	13	15-60040.....	14		
10-37530.....	17	12-35030.....	13	15-60060.....	14		
10-37540.....	13, 17	12-37540.....	13	15-60075.....	14		
10-40030.....	13, 17	12-40030.....	13	15-62540.....	14		
10-40075.....	13	12-40075.....	13	15-62560.....	14		
10-42540.....	13	12-42540.....	13	15-62575.....	14		

Ripley Tools LLC

Corporate Headquarters

46 Nooks Hill Road, Cromwell, Connecticut, 06416 USA

Phone: +1 800 528-8665

Fax: +1 860 635-3631

Customer Service & Sales: csr@ripley-tools.com

Technical Support: tech.support@ripley-tools.com

www.ripley-tools.com

Ripley ODM LLC

171 Daniel Webster Hwy, Unit 1, Belmont, New Hampshire, 03220 USA

Phone: +1 603 524-8350

Fax: +1 603 524-8332

Customer Service & Sales: sales@odm.ripley-tools.com

Technical Support: tech.support@odm.ripley-tools.com

www.ripley-tools.com/odm

Ripley Europe Limited

Building 47, Second Avenue, The Pensnett Estate, Kingswinford, West Midlands, DY6 7UZ United Kingdom

Phone: +44 0 1 384-400070

Fax: +44 0 1 384-400060

Customer Service & Sales: csruk@ripley-tools.com

Technical Support: uktech.support@ripley-tools.com

www.ripley-tools.eu

